

EN

Valve guide





It's all about making the complex simple

Your process performance and reliability are important for us. The selection of valves and accessories affects business performance, efficiency, reliability and continuity. With more than 75 years within the business we have an extensive industry experience and knowledge. Our dedicated personnel and our services are there to support you.

WHEN TRUST MATTERS

For many years Somas has developed and produced valves made of stainless materials. We strive to continuously improve and develop our products in order to meet new requirements in different business areas. We see new processes medias being used, which in turn leads to new requirements in terms of materials used in our products.

WIDE RANGE OF VALVES

Thanks to our close collaboration with our customers within different business areas, we continually gather valuable experience. Our valves, actuators and accessories are suitable for most business areas. The material selection and design should meet the specific requirements set in your industry. That is what we strive for.



Ball segment valves

Ball segment valves – high capacity and linear control to maximize controllability in applications. Due to its free flow and choice of different materials for its housing and seat, the ball segment valve is usually the best control valve choice for the industry.



Butterfly valves

Butterfly valves – advanced triple eccentric design. The valves are made of high-quality stainless steel with a homogenous metal seat. One big advantage is the fact that the valve can pretty much run as intended without unplanned maintenance.



Ball valves

Ball valves – floating and trunnion design for advanced applications. Spring loaded seats for tight shut-off at low differential pressure. Somas ball valves have a cylindrical bore which contributes to the low pipe resistance. This is beneficial in applications that use abrasive media.

During our more than 75 years in the business, we have come to realize that reliability and continuity are of great importance for customers.

This has become a natural and fundamental part of our customer relations. We tend to claim, as proof-of-concept of our policy, that we have now become the market leader in control valve development. We intend to remain so also in the future.



SomAware®

Somas has developed several tools that make your work easier. SomAware® gives you access to our digital capability. We offer products, systems, solutions, services and a platform that allows you to know more, do more and increase your valves' performance. The platform will be continuously developed with the customer's process and business in mind. What would your valve say if it could talk? We have the answer! The question is, are you ready to listen?



SomSize® – Size a valve up right, save money!

Choosing the correct dimensions of a control valve is one of the key factors for achieving the best possible result when using Somas control valves. It is also important because using the right size valve can offer you the opportunity to save money.



SomVerify® – When you want to hear everything!

Make sure to listen when your valves talk! SomVerify® uses remote access technology that can save you both time and money. With the right technology, we can verify that your valves perform at their best in each application.



SomBook® – Find your application and get help

SomBook® is our application handbook that contains all our knowledge. It will help you to choose the right valves, sizes and materials to meet your needs. We share our extensive knowledge about what valves we recommend for specific applications.



SomId® - All the right information, in one place

Your valves are unique. Are you looking for more information about your valves? Do you need to know which spare parts to order? Enter your serial number to get all the information available at your fingertips.

To meet our customers' needs for information, we have made our application database and Somas configuration tool available on our website.

We also want to offer all available information in the future, such as drawings, valve calculations, product documents about each individual ordered product directly from the website.

Our digital platform will be continuously developed with the customer's process and business in mind.





Ball segment valves



Somas ball segment valves are designed to fulfil the strictest requirements of the process industry for control valves. Due to its free flow and choice of different materials, both for valve body and seat, the ball segment valve is usually the best choice for the industry.

WIDE RANGE OF VALVES

The high capacity of ball segment valves results from the design of its seat and ball segment. Compared to other valve designs, it is often possible to use smaller and more economical valve sizes. What sets Somas ball segment valves apart from many other suppliers, is that the free flow part minimizes the risk of clogging and the valve is designed to maximize controllability.

EXCELLENT TIGHTNESS

The ball segment valve is first and foremost a control valve offering excellent tightness in the closed position. The features of this valve make it useful for most applications. Combined with Somas pneumatic actuators and positioners the result is a flexible unit with a wide control range.



FACTS

- Somas ball segment valve has a high capacity, wide control range and good tightness.
- The torque transmission is free of backlash.

High capacity, excellent tightness and free flow. These words aptly describe some of the superior features of the ball segment valve.

Somas ball segment valves have been designed to fulfil the strictest requirements of the process industry.

Due to its free flow and choice of different materials for its housing and seat, the ball segment valve is usually the best choice for the industry.



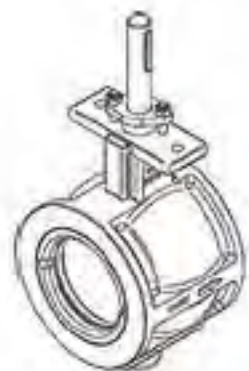
Ball segment valves

Ball segment valve, Wafer/Flanged, size DN25/2-50



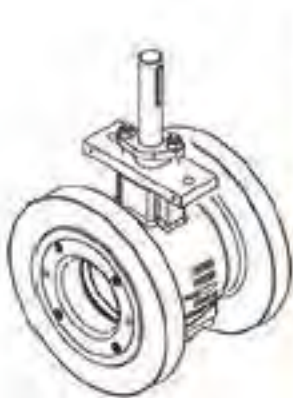
				Connection Flange								Valve material		Seat	Seat tightness					
				PN				Class							Stdandard	Option				
Valve type	Features	Pressure class	Size	10	16	25	40	150	300		Design	Standard	Option	Alternative	EN60534-4	EN60534-4	EN12266-1	Datasheets		
KVT-A	High capacity and a wide control range. Good tightness. Torque transmission free of backlash.	PN40/Class300	DN25/2-25/5	x	x	x	x		x		Wafer	CF8M/1.4408	1.4409, 1.4470, 1.4469, CG8M, CK-3MCuN, CW6M (High Nickel alloy), Titanium Gr. C-2	HiCo	PTFE - Cl.V PTFE53 - Cl.V HiCo - Cl.IV-S1	PTFE - Cl.VI HiCo - Cl.V	PTFE - Rate C PTFE - Rate D PTFE53 - Rate D HiCo - Rate E HiCo - Rate F	SI-101		
KVT-A		PN40/Class300	DN25/7-25/10	x	x	x	x		x		Wafer									
KVTW-A		PN40/Class300	DN25/15-25/20	x	x	x	x	x	x		Wafer									
KVTW-D		PN40/Class300	DN25/15-25/20	x	x	x	x	x	x		Wafer									
KVTW-A/KVXW-A		PN40/Class300	DN25-50	x	x	x	x	x	x		Wafer									
KVTW-D/KVXW-D		PN40/Class300	DN25-50	x	x	x	x	x	x		Wafer									
KVTF-L		PN40/Class300	DN25/2-50	x	x	x	x	x	x		Flanged									

Ball segment valve, Wafer, size DN65-250



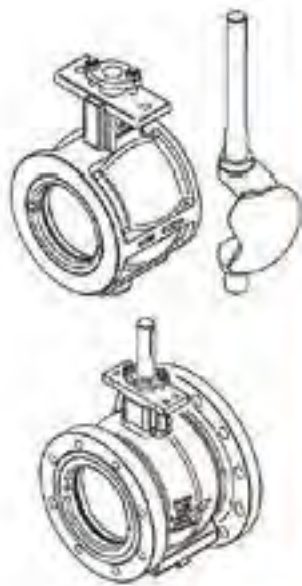
Valve type	Features	Pressure class	Size	Connection Flange						Design	Valve material		Seat	Seat tightness			Datasheets	
				PN				Class			Standard	Option		Standard	Option			
				10	16	25	40	150	300						EN60534-4	EN60534-4		EN12266-1
KVTW-A/KVXW-A	High capacity and a wide control range. Good tightness. Torque transmission free of backlash.	PN40/Class300	DN65	x	x	x	x	x	x		Wafer	CF8M/1.4408	1.4409, 1.4470, 1.4469, CG8M, CK-3MCuN, CW6M (High Nickel Alloy), Titanium Gr C-2	PTFE, PTFE53, HiCo	PTFE - Cl.V PTFE53 - Cl.V HiCo - Cl.IV-S1	PTFE - Cl.VI HiCo - Cl.V	PTFE - Rate C PTFE - Rate D PTFE53 - Rate D HiCo - Rate E HiCo - Rate F	SI-113
KVTW-D/KVXW-D		PN40/Class300	DN65	x	x	x	x	x	x		Wafer							SI-114
KVTW-A/KVXW-A		PN25/Class150	DN80-250	x	x	x		x			Wafer							SI-113
KVTW-D/KVXW-D		PN25/Class150	DN80-250	x	x	x		x			Wafer							SI-114

Ball segment valve, Flanged, size DN80-600



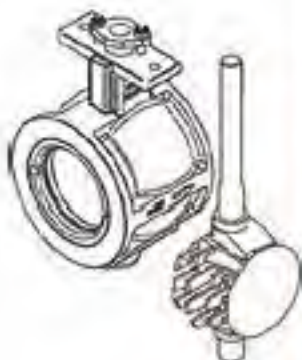
Valve type	Features	Pressure class	Size	Connection Flange							Design	Valve material		Seat	Seat tightness			Datasheets
				PN				Class				Standard	Option		Standard	Option		
				10	16	25	40	150	300							EN60534-4	EN60534-4	
KVTF-B/KVXF-B	High capacity and a wide control range. Good tightness. Torque transmission free of backlash.	PN25/Class150	DN80-400	x	x	x		x			Flanged	CF8M/1.4408	1.4409, 1.4470, 1.4469, CG8M, CK-3MCuN, CW6M (High Nickel Alloy), Titanium Gr. C-2	PTFE, PTFE53, HiCo	PTFE - Cl.V PTFE53 - Cl.V HiCo - Cl.IV-S1	PTFE - Cl.VI HiCo - Cl.V	PTFE - Rate C PTFE - Rate D PTFE53 - Rate D HiCo - Rate E HiCo - Rate F	SI-110
KVTF-B/KVXF-B		PN40/Class300	DN80-250				x		x		Flanged							SI-111
KVTF-C/KVXF-C		PN25/Class150	DN80-400	x	x	x		x			Flanged							SI-112
KVTF-B		PN25/Class150	DN500	x	x	x		x			Flanged							SI-110
KVTF-B		PN16	DN600	x	x						Flanged							

Ball segment valve, High Consistency
Wafer/Flanged, size DN25-400



Valve type	Features	Pressure class	Size	Connection Flange						Design	Valve material		Seat	Seat tightness			Datasheets
				PN				Class			Standard	Option		Standard	Option		
KVMW-A	For high consistency applications and low flow applications.	PN40/Class300	DN25-65	x	x	x	x	x	x	Wafer	CF8M/1.4408	1.4409, 1.4470, 1.4469, CG8M, CK-3MCuN, CW6M (High Nickel alloy), Titanium Gr. C-2	PTFE, PTFE53, HiCo	PTFE - Cl.V PTFE53 - Cl.V HiCo - Cl.IV-S1	PTFE - Cl.VI HiCo - Cl.V	PTFE - Rate C PTFE - Rate D PTFE53 - Rate D HiCo - Rate E HiCo - Rate F	SI-113
KVMW-D		PN40/Class300	DN25-65	x	x	x	x	x	x	Wafer							SI-114
KVMW-A		PN25/Class150	DN80-250	x	x	x		x		Wafer							SI-113
KVMW-D		PN25/Class150	DN80-250	x	x	x		x		Wafer							SI-114
KVMF-L		PN40/Class300	DN25-50	x	x	x	x	x	x	Flanged							SI-101
KVMF-B		PN25/Class150	DN80-400	x	x	x		x		Flanged							SI-110
KVMF-B		PN40/Class300	DN80-250				x		x	Flanged							SI-111
KVMF-C		PN25/Class150	DN80-400	x	x	x		x		Flanged							SI-112
KVMF MC-C		PN25/Class150	DN100/150			x		x		Flanged							SI-112MC
KVMF MC-C		PN25/Class150	DN150/200-350/400	x	x	x		x		Flanged							SI-112MC

Ball segment valve with Low Noise trim
Wafer/Flanged, size DN50-400



Valve type	Features	Pressure class	Size	Connection Flange						Design	Valve material		Seat	Seat tightness			Datasheets
				PN				Class			Standard	Option		Standard	Option		
KVTW LN-A/KVXW LN-A	Reduces noise, prevents flashing and cavitation.	PN40/Class300	DN50	x	x	x	x	x	x	Wafer	CF8M/1.4408		PTFE, PTFE53, HiCo	PTFE - Cl.V PTFE53 - Cl.V HiCo - Cl.IV-S1	PTFE - Cl.VI HiCo - Cl.V	PTFE - Rate C PTFE - Rate D PTFE53 - Rate D HiCo - Rate E HiCo - Rate F	Si-108
KVTW LN-D/KVXW LN-D		PN40/Class300	DN50	x	x	x	x	x	x	Wafer							
KVTF LN-L		PN40/Class300	DN50	x	x	x	x	x	x	Flanged							
KVTW LN-A/D/KVXW LN-A/D		PN40/Class300	DN65	x	x	x	x	x	x	Wafer							
KVTW LN-A/D/KVXW LN-A/D		PN25/Class150	DN80-250	x	x	x		x		Wafer							
KVTF LN-B/KVXF LN-B		PN25/Class150	DN80-400	x	x	x		x		Flanged							
KVTF LN-B/KVXF LN-B		PN40/Class300	DN80-250				x		x	Flanged							
KVTF LN-C/KVXF LN-C		PN25/Class150	DN80-400	x	x	x		x		Flanged							

Ball segment valve, Low Temperature
Wafer/Flanged, size DN25/2-50



Valve type	Features	Pressure class	Size	Connection Flange						Design	Valve material		Seat	Seat tightness			Datasheets
				PN				Class			Standard	Option		Standard	Option		
				10	16	25	40	150	300					EN60534-4	EN60534-4	EN12266-1	
KVT LT-A	Designed to handle a wide range of liquids, gases and steam at temperatures down to -196° C (-320° F).	PN40	DN25/2-25/10	x	x	x	x			Wafer	CF8M/1.4408	1.4409	HiCo FGR PTFE (fibre glass reinforced), HiCo	HiCo - Cl.IV-S1	HiCo - Cl.V	HiCo - Rate E, F	
KVTW LT-A		PN40/Class300	DN25/15-25/20	x	x	x	x	x	x	Wafer						PTFE - Rate C	
KVTW LT-D		PN40/Class300	DN25/15-25/20	x	x	x	x	x	x	Wafer				PTFE - Cl.V		PTFE - Rate D	
KVTW LT-A/KVTXW LT-A		PN40/Class300	DN25-50	x	x	x	x	x	x	Wafer				PTFE - Cl.V	PTFE - Cl.VI	PTFE53 - Rate D	
KVTW LT-D/KVXW LT-D		PN40/Class300	DN25-50	x	x	x	x	x	x	Wafer				PTFE - Cl.V	HiCo - Cl.V	HiCo - Rate E	
KVTF LT-L		PN40/Class300	DN25/2-50	x	x	x	x	x	x	Flanged						HiCo - Rate F	

Ball segment valve, Tank bottom valve
Wafer/Flanged, size DN80-400



Valve type	Features	Pressure class	Size	Connection Flange						Design	Valve material		Seat	Seat tightness			Datasheets	
				PN				Class			Standard	Option		Standard	Option			
				10	16	25	40	150	300					EN60534-4	EN60534-4	EN12266-1		
KVBW-A	An adaptation is made to minimize the volume between the ball segment and the tank floor plane.	PN6	80-250	-	-	-	-	-	-	Wafer	CF8M/1.4408	PTFE, PTFE 53	PTFE53 - Cl.V		PTFE53 - Rate D	SI-109		
KVBF-B		PN6	80-400	-	-	-	-	-	-	Flanged								





Butterfly valves

Somas butterfly valves help to adjust your flow, steam, gas, water or other fluids. The valve is suitable for applications up to 500°C as standard. With special material (optional) the valve can withstand higher temperatures. The seat is of solid design which results in less sensitivity to high flow velocity and impurities in the media. The butterfly valve is the most cost-efficient choice for control and on/off-applications.



HOMOGENOUS METAL SEAT AS STANDARD

Our butterfly valves are made from high-grade stainless steel with a homogenous metal seat as standard. They can be installed by mounting between flanges, with or without lugs. The valves are also available with flanges.

ALMOST NO MAINTENANCE REQUIRED

Somas metal-seated butterfly valves of type VSS and MTV have an advanced triple-eccentric design. The design of the seat and the unique construction of the disc provide excellent shut-off and eliminate the need for maintenance. The high surface pressure between seat and disc makes the valve useful for pulp applications where the fibres are easily cut. The butterfly valve is the most cost-efficient choice for control and on/off-applications. The universal design allows a choice of many different materials in valve manufacture.

The metal seat ensures that high-velocity flow will have no effect on the tight shut-off ability of the valves and allows many years of trouble-free operation.

FACTS

- Wide range of applications up to 500°C and higher tightness.
- The solid seat design is less sensitive to high flow velocity and impurities in the media.
- Butterfly valves have an advanced triple eccentric design.
- The seat remains unaffected by high flow velocities and temperature.
- A good valve function is achieved even for difficult applications.

Somas butterfly valves help to control your flow. Steam, gas, water or other fluids, Somas butterfly valves can handle them all. The valves are made of high-quality stainless steel with a homogenous metal seat. They are installed by mounting between flanges. The valves are available with wafer, with or without lugs and with flanged design.



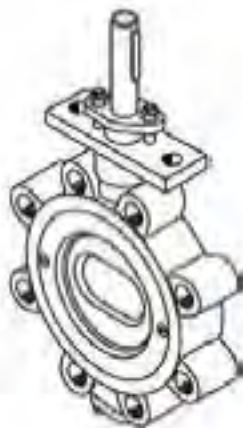
Butterfly valves

Butterfly valve, Wafer, size DN80-1200



Valve type	Features	Pressure class	Size	Connection Flange						Design	Valve material		Seat	Seat tightness			Datasheets	
				PN				Class			Standard	Option		Alternative	Standard	Option		
				10	16	25	40	150	300							EN60534-4		EN60534-4
MTV	Wide range of applications up to 500°C and higher. Solid seat design less sensitive to high flow velocity and impurities in the media.	PN25/Class150	DN80-500	x	x	x		x		Wafer	CF8M/1.4408	1.4409, 1.4470, 1.4469, CG8M, CK-3MCuN, Titanium Gr C-2	PTFE, 1.4462/1.4470	PTFE - Cl.V Metal - Cl.V	PTFE - Cl.VI	PTFE - Rate B PTFE - Rate C Metal - Rate D	Si-205	
VSS		PN25/Class150	DN80-800	x	x	x		x		Wafer							Si-203	
VSS		PN10	DN900-1200	x						Wafer								
VSS		PN40/Class300	DN80-600				x		x								Wafer	Si-204

Butterfly valve, Lugged, size DN80-1200



				Connection Flange								Valve material		Seat	Seat tightness			
				PN				Class							Standard	Option		
Valve type	Features	Pressure class	Size	10	16	25	40	150	300		Design	Standard	Option	Alternative	EN60534-4	EN60534-4	EN12266-1	Datasheets
MTVL-F	Wide range of applications up to 500°C and higher. Solid seat design less sensitive to high flow velocity and impurities in the media.	PN25/Class150	DN80-250	x	x	x		x			Lugged	CF8M/1.4408	1.4409 1.4470, 1.4469, CG8M, CK-3MCuN, Titanium Gr C-2	PTFE, 1.4462/1.4470	PTFE - Cl.V Metal - Cl.V	PTFE - Cl.VI	PTFE - Rate B PTFE - Rate C Metal - Rate D	Si-205
MTVL-F		PN20/Class150	DN300	x	x			x			Lugged							
MTVL-F		PN25/Class150	DN350	x	x	x		x			Lugged							
VSSL-F		PN25/Class150	DN80-800	x	x	x		x			Lugged							Si-203
VSSL-F		PN10	DN900-1000	x							Lugged							
VSSL-F		PN16	DN1200	x	x						Lugged							Si-204
VSSL-F		PN40/Class300	DN80-600				x		x		Lugged							
				Connection Flange								Valve material		Seat	Seat tightness			
				PN			Class								Standard	Option		
Valve type	Features	Pressure class	Size	40	63	100	300	600		Design	Standard	Option	Alternative		EN60534-4	EN60534-4	EN12266-1	Datasheets
VSSL-F	Wide range of applications up to 500°C and higher. Solid seat design less sensitive to high flow velocity and impurities in the media.	PN100/Class600	DN80-600		x	x		x		Single flange/ Lugged	CF8M/1.4408		1.4462, 1.4835		PTFE - Cl.V Metal - Cl.V	PTFE - Cl.VI	PTFE - Rate B PTFE - Rate C Metal - Rate D	Si-209

Butterfly valve, Double flanged, size DN80-500

	Valve type	Features	Pressure class	Size	Connection Flange					Design	Valve material		Seat	Seat tightness			Datasheets		
					PN						Class			Standard	Option	Standard		Option	
					10	16	25	40			150	300						EN60534-4	EN60534-4
	MTVF-L	Wide range of applications up to 500°C and higher. Solid seat design- less sensitive to high flow velocity and impurities in the media.	PN25/Class150	DN80-500	x	x	x		x		Flanged	CF8M/1.4408	1.4409, 1.4470, 1.4469, CG8M, CK3MCuN, Titanium Gr C-2	PTFE, 1.4462/1.4470	PTFE - Cl.V Metal - Cl.V	PTFE - Cl.VI	PTFE - Rate B PTFE - Rate C Metal - Rate D	Si-205	
VSSF-L	PN40/Class300		DN80-250				x		x	Flanged	Si-204								

Butterfly valve, Wafer/Lugged, size DN80-350
Marine application

	Valve type	Features	Pressure class	Size	Connection Flange						Valve material		Seat	Seat tightness						
					PN				Class					Standard	Option					
					10	16	25	40	150	300			Design	Standard	Option	Alternative	EN60534-4	EN60534-4	EN12266-1	Datasheets
	MTVC	The 3-piece seat remains unaffected by high flow velocities and temperature. A good valve function is achieved even for difficult applications.	PN25/Class150	DN80-350	x	x	x		x				Wafer	CF8M/1.4408		PTFE	PTFE - Cl.V Metal - Cl.V	PTFE - Cl.VI	PTFE - Rate B PTFE - Rate C Metal - Rate D	SI-206
	MTVCL		PN20*/Class150	DN80-250	x	x	x		x		Lugged									
	MTVCL		Class150	DN300	x	x	x				Lugged									
	MTVCL		PN25/Class150	DN350	x	x	x		x		Lugged									
* ISO 7005-1																				

Butterfly valve, Low noise, Wafer, size DN80-600



Valve type	Features	Pressure class	Size	Connection Flange						Design	Valve material		Seat	Seat tightness			Datasheets	
				PN				Class			Standard	Option		Alternative	Standard	Option		
				10	16	25	40	150	300							EN60534-4		EN60534-4
VSS LN-A	Noise reduction.	PN25/Class150	DN80-600	x	x	x		x		Wafer			PTFE	PTFE - Cl.V		PTFE - Rate B	SI-211	
VSS LN-F		PN25/Class150	DN80-600	x	x	x		x		Lugged						Metal - Rate D		

Butterfly valve, Low temperature
Wafer/Lugged, size DN80-500



Valve type	Features	Pressure class	Size	Connection Flange						Design	Valve material		Seat	Seat tightness			Datasheets
				PN				Class			Standard	Option	Alternative	Standard	Option		
				10	16	25	40	150	300						EN60534-4	EN60534-4	
VSS LT	Designed to handle a wide range of liquids, gases and steam at temperatures down to -196° C (-320° F).	PN25/Class150	DN80-500	x	x	x		x		Wafer	CF8M/1.4408	1.4409	PTFE fibre glass 15%, 1.4462/1.4470	PTFE - Cl.V Metal - Cl.V	PTFE - Cl.VI	PTFE - Rate C	Si-210
VSS LT-F		PN25/Class150	DN80-300	x	x	x		x		Lugged						Metal - Rate D	

Butterfly valve, Fire Safe, size DN100-350
Wafer/Lugged/Double flanged/Guide hole



Valve type	Features	Pressure class	Size	Connection Flange						Design	Valve material		Seat	Seat tightness MTV/VSS			Datasheets
				PN				Class			Standard	Option		Standard	Option		
				10	16	25	40	150	300						EN60534-4	EN60534-4	
FSVW	Unique design of the disc which enables the use of a PTFE seat with a backup seat in nickel alloy.	PN25/Class150	DN100-350	x	x	x		x		Wafer	CF8M/1.4408	22Cr Duplex/1.4470, 25Cr Duplex/1.4469, 6Mo/CK-3MCuN, Titanium Gr C-2	PTFE, 1.4462	PTFE - Cl.V (FSV) Metal - Cl.V (VSS)	PTFE - Cl.VI (FSV)	PTFE - Rate C (FSV) Metal - Rate B (FSV) Metal - Rate D (VSS)	SI-202
FSVG		PN25/Class150	DN100-350	x	x	x		x		Guide hole							
FSVL		PN25/Class150	DN100-350	x	x	x		x		Lugged							
FSVF		PN25/Class150	DN100-350	x	x	x		x		Flanged							



Leakage of gas and/or fluids is something that needs to be avoided at all costs. The Somas ball valve is designed to take care of this. The ball is hard chromed as standard but can also be supplied with Hi-Co coating. The valve can be supplied with actuator and accessories for manual operation, on/off or control applications.

Ball valves

The Somas ball valve is designed for on/off-applications. The valve is a full-bore, flanged ball valve with cylindrical bore. It is made from stainless steel with spring-loaded seats for good tightness, even at low differential pressure.

The ball is hard chromed as standard but can also be supplied with HiCo-coating. The valve can be supplied with an actuator and accessories for manual operation, on/off or control applications.

DESIGN FOR PROCESS INDUSTRY
Somas ball valves of type SKV and SKVT are designed to meet the requirements of the process industry. The valves can be used for shut-off as well as control applications within a wide temperature range. Another advantage is that the valve seats can be replaced without removing the actuator.

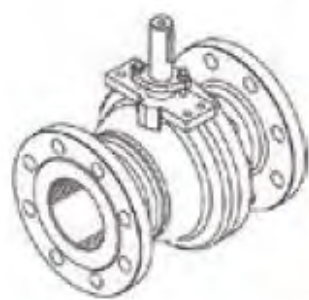


FACTS

- Somas ball valves have a floating or trunnion design for advanced applications.
- The full-bore design gives high capacity.
- It has an excellent tightness at low differential pressure due to the spring-loaded seats.

Ball valves

Ball valve, Flanged, Floating ball, size DN25-400



Valve type	Features	Pressure class	Size	Connection Flange						Design	Valve material		Seat	Seat tightness			Datasheets	
				PN				Class			Standard	Option		Alternative	Standard	Option		
				10	16	25	40	150	300							EN60534-4		EN60534-4
SKV	Spring loaded seats for tight shut-off at low differential pressure, floating ball.	PN40/Class300	DN25-50	x	x	x	x	x	x	Flanged	CF8M/1.4408	1.4470	PTFE53, HiCo	PTFE53 - Cl.V HiCo - Cl.IV-S1	PTFE53 - Cl.VI HiCo - Cl.V	PTFE53 - Rate C PTFE53 - Rate D HiCo - Rate F HiCo - Rate E	SI-706	
SKV		PN25/Class150	DN80-400	x	x	x		x	Flanged									

Ball valve, Flanged, Trunnion, size DN450-500



Valve type	Features	Pressure class	Size	Connection Flange						Design	Valve material		Seat	Seat tightness			Datasheets	
				PN				Class			Standard	Option		Alternative	Standard	Option		
				10	16	25	40	150	300							EN60534-4		EN60534-4
SKVT	Trunnion supported ball.	PN25/Class150	DN450-500	x	x	x		x		Flanged	CF8M/1.4408	1.4470	PTFE53, HiCo	PTFE53 - Cl.V HiCo - Cl.IV-S1	PTFE53 - Cl.VI HiCo - Cl.V	PTFE53 - Rate C PTFE53 - Rate D HiCo - Rate F HiCo - Rate E	SI-706	





Somas actuators can be fitted with all necessary accessories to achieve the desired functionality. But if you can't find what you are looking for in the Somas product range, we can also deliver accessories from other well-known manufacturers in accordance with your request.



Actuators

Somas actuators have been engineered to meet the process industry requirements for reliability and accuracy for control applications. The actuators are designed for use with Somas valves but can easily be installed on quarter-turn valves of other brands with the Somas standardised connection between valve and accessories.

OPTIMAL FUNCTION IN APPLICATIONS

The actuators have a torque curve corresponding to the torque demand for ball segment, butterfly, and ball valves. Low-friction seals allow a low starting torque for optimal function in control and on/off applications.

The type A pneumatic actuators are specifically made to fit the Somas range of valves. They can also be used with most 90° rotary valves. The A-DA actuator is double-acting spring return and the A-SC and A-SO actuators are single-acting spring return for fail-safe operation.

Single-cylinder or dual-cylinder units are used depending on the required torque and air supply pressure. The Single-acting actuators are optimised according to compact dimensions.

PATENTED SOLUTION

Somas offers a patented backlash-free transmission friction coupling (valid for D≤50) to optimize control performance and eliminate backlash. The actuators are designed to adapt to valves and accessories according to ISO 5211 and VDI/VDE 3845 standards.

FACTS

- Low weight, aluminium housing.
- Pressure range 4-5.5 bar (working pressure), maximum 8 bar pressure.
- Backlash-free
- Standardized mountings according to ISO 5211 and VDI/VDE 3845.



Our experiences have taught us which products complement our accessories, and our actuators are no exception. With the right accessories, you can easily complement the functions of our actuators and achieve a product that is truly extraordinary.

By equipping the actuator with various accessories, it can be used for both control applications as well as strictly on/off applications.



Positioners and accessories

Somas offers a wide range of technology from pneumatic to advanced digital valve positioners from various suppliers. For on-off applications we also offer a wide range of accessories from analogue to digital with various communications protocols.

WIDE RANGE FOR OPTIMAL FUNCTION

It should be possible to control a factory facility, day in and day out. Somas offers modern and sustainable installations. Regardless if you need a safety, control or on/off function we will help you to choose the right solution for your application. With a wide product range and employees with extensive experience in the industry, we can offer solutions for all needs.

FACTS

- HART, Wireless HART
- ASi
- I/O Link
- Profibus
- Fieldbus Foundation
- SIL and safety applications
- Explosive areas





Sustainability

Reliability and continuity are key factors at Somas as well as customer satisfaction. Whether we are talking about how we serve our customers, solutions or the products, it's all about quality and sustainability. To guarantee that our products meet our customers' expectations, we control our quality assurance process very rigorously. Our values, code of conduct and policies, as well as our operations strategy, lay the foundation for sustainable results at Somas. We think the key is to meet the demands and needs of today without compromising the ability of the next generation to do the same.

CERTIFICATES AND APPROVALS

Somas is certified in accordance with:

- ISO 9001:2015
- ISO 14001:2015
- ISO 45001:2018
- PED 2014/68/EU - The values comply with the requirements of the directive in accordance with module H

Somas products can be delivered with/in accordance with:

- ATEX approval in accordance with ATEX directive 2014/34/EU.
- Directive 2006/42/EC – Machinery, as partly completed machines followed by a declaration of incorporation.
- Fire-safe certified according to ISO 10497/API 607
- REACH requirements

Additional approvals can be provided on request.

UN GLOBAL COMPACT

Since 2020 Somas has been committed to the UN Global Compact corporate responsibility initiative and its principles in the areas of human rights, labour, the environment and anti-corruption.

FACTS

- Somas is committed to managing and developing its business in a sustainable and responsible manner.
- A good balance between our financial, environmental and social responsibilities is necessary for sustainable business and benefits our stakeholders.
- Sustainability issues are taken into consideration throughout our value chain, and we expect our suppliers and contractors to do likewise.

Somas sells and develops products that help decrease the impact our customers have on the environment. Our products are designed for different applications within different business areas, where our sustainable solutions make a positive contribution.

Our ambition is to continuously improve to make sure we act responsibly during the entire process. We think the key is to meet the demands and needs of today without compromising the ability of the next generation to do the same.



Somas.se



LinkedIn

Somas Instrument AB
Box 107, SE-661 23 SÄFFLE, SWEDEN



21-01