

## Technical information

**Ti-941 EN**

### Mounting positions of the Actuator and Positioner

Edition: 2024-12

#### Mounting position of the Actuator

The standard mounting of the Actuator is perpendicular to the pipeline. This is the mounting position A. See Fig. A below.

Mounting positions B, C or D are available on request.

Always specify the mounting position of the Actuator when ordering a Valve with an installed Actuator.

The actuator is mounted in the position A if the position is not stated when ordering.

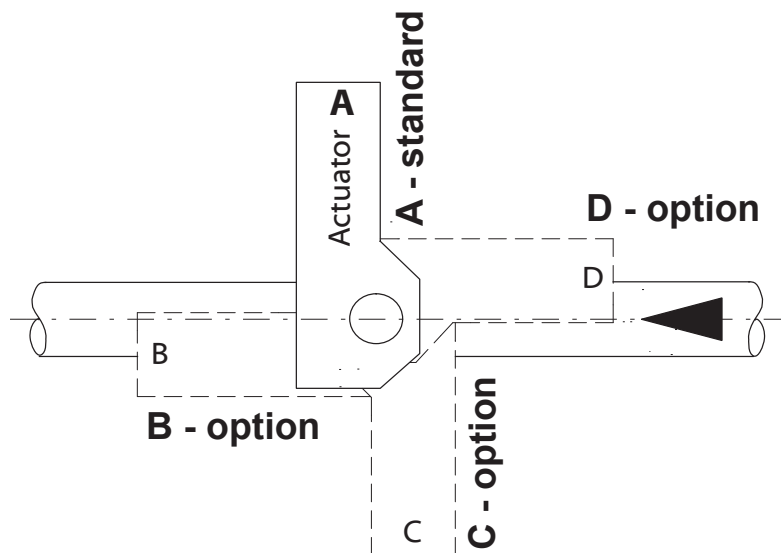


Fig.A Mounting position of the Actuator.  
Mounting positions B, C or D are available on request.

#### Mounting positions of the Positioner at the next page

#### SUMMARY

- The standard mounting position of the Actuator is perpendicular to the pipeline mounting position A.
- Mounting position B, C or D for the Actuator is available on request (specify when ordering).
- Always specify mounting position of the Actuator when ordering.

## Mounting positions of the Positioner

Somas standard mounting position of the Positioners - is perpendicular to the pipeline, position A in Fig.A below at this page. Please note the direction of the Display of the Positioner in this direction.

Mounting positions B, C or D are available on request. See Fig. B, C and D below. Please note the direction of the Display in these positions. Always specify the mounting position of the Positioner when ordering a Valve with an installed Positioner. **If no mounting position is specified, it follows the mounting position of the actuator.**

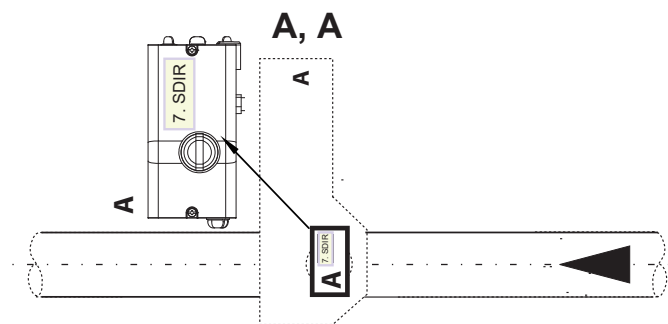


Fig.A Mounting position **A** of the Positioner (and Actuator in position A). Please note the direction of the Display.

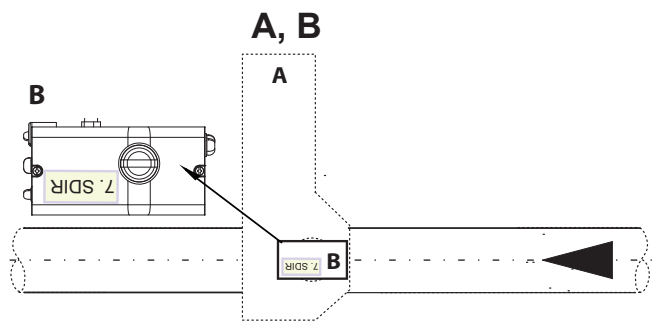


Fig.B Mounting position **B** of the Positioner (and Actuator in position A). Please note the direction of the Display.

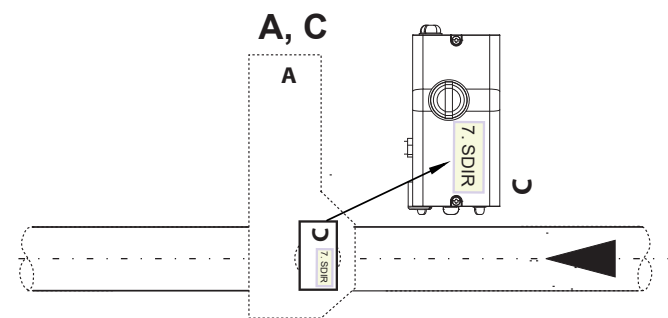


Fig.C Mounting position **C** of the Positioner (and Actuator in position A). Please note the direction of the Display.

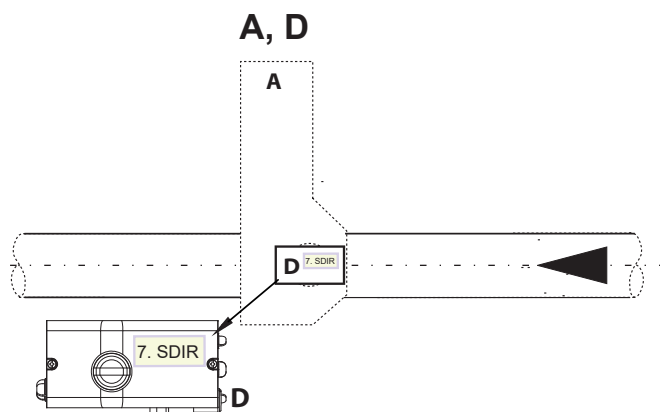
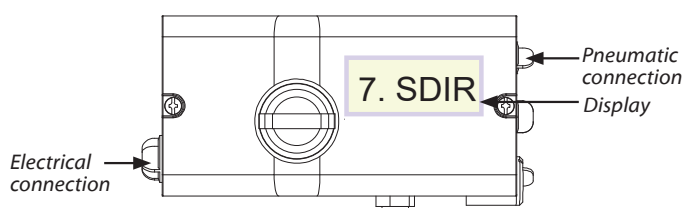


Fig.D Mounting position **D** of the Positioner (and Actuator in position A). Please note the direction of the Display.



Typical drawing of a Positioner. Somas recommend that the electrical connection not is pointing upwards.



Somas.se



LinkedIn

Head office:

**Somas Instrument AB**

Norrlandsvägen 26

SE-661 40 SÄFFLE

Sweden

Phone: +46 (0)533 69 17 00

E-mail: sales@somas.se

www.somas.se

### SUMMARY

- The standard mounting position of the Positioner and the Actuator is perpendicular to the pipeline mounting position A, A.
- Mounting position B, C or D for the Positioner is available on request (specify when ordering).
- If no mounting position is specified, the Positioner follows the mounting position of the Actuator.